

QCAM FX BIAS (Business Intelligence Alpha Strategy)

FOR QUALIFIED INVESTORS ONLY | FACTSHEET DECEMBER 2021

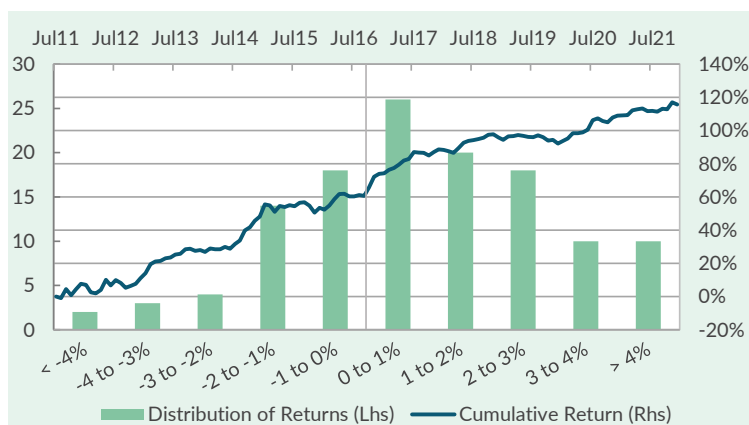
The Company

QCAM Currency Asset Management AG is an independent Swiss financial services provider that focuses primarily on currency and macro management. The investments offer an attractive risk/return ratio with low correlation and high liquidity. QCAM's services are precisely tailored to the aims and needs of an institutional clientele. The team of QCAM combines in-depth specialist knowledge, many years of experience in consultancy, client care and asset management for currency mandates, and an excellent international network of contacts. QCAM Currency Asset Management AG is regulated by the Swiss Financial Market Supervisory Authority FINMA and the U.S. Securities and Exchange Commission SEC.

The Program

FX BIAS offers alternative investment investors a systematic methodology to gain exposure in liquid currencies. The rule-based strategy uses business sentiment surveys for 8 countries/currencies (USD, EUR, JPY, GBP, CHF, CAD, AUD and SEK) to build a diversified currency portfolio. Currency exposures are weighted towards more liquid currency pairs which are less driven by noise and/or large order flows. The returns are over time uncorrelated to traditional asset classes and common risk factors in FX markets. The strategy can be customized regarding risk and return targets and is currently available via AMC's with UBS and separate managed accounts.

Performance*



Statistics*

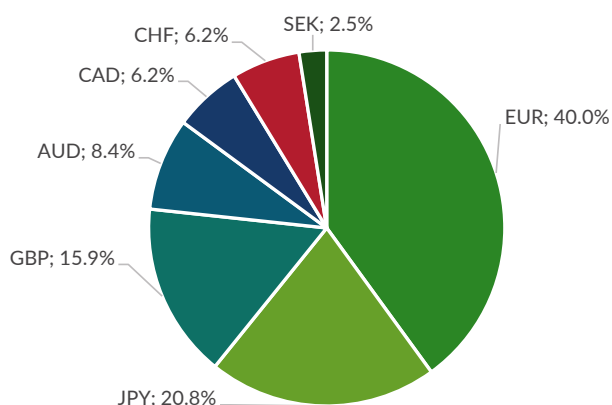
Year-to-date	6.80%	% pos. Month	67.20%
Since inception	115.72%	Volatility	7.77%
Annualized Return	11.11%	Semi volatility	7.24%
Rolling 12-month	6.80%	Sharpe ratio	1.43
Best month	7.29%	Skewness	0.29
Worst month	-4.43%	Kurtosis	0.30
Average month	0.93%	Sortino	3.02
Worst drawdown	-6.28%	VaR modified 99%	6.24%

Historical performance (Strategy)*

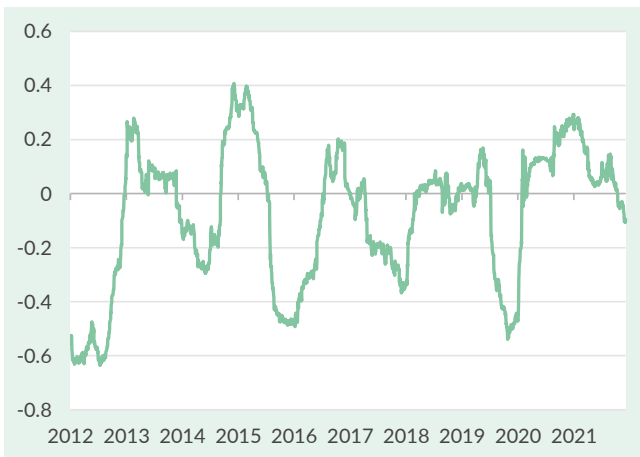
Year	Jan	Feb	Mar	Apr	May	Jun	Jul	Aug	Sep	Oct	Nov	Dec	Year
2021	0.14%	0.24%	2.88%	0.57%	0.53%	-1.68%	0.23%	-0.55%	1.76%	-0.19%	4.14%	-1.26%	6.80%
2020	1.56%	1.40%	3.25%	0.05%	0.41%	1.65%	5.68%	1.19%	-1.64%	-0.87%	2.92%	1.13%	16.73%
2019	-1.39%	2.03%	0.25%	0.59%	-0.51%	-0.60%	-0.11%	1.05%	-1.11%	-2.03%	0.42%	-2.14%	-3.56%
2018	-0.26%	-0.82%	-1.04%	2.94%	3.16%	1.10%	0.54%	0.71%	0.66%	1.86%	0.24%	-1.95%	7.16%
2017	0.27%	2.04%	1.15%	2.07%	2.37%	0.95%	4.16%	-0.21%	-0.29%	-1.57%	2.10%	1.60%	14.63%
2016	-1.15%	2.62%	3.91%	2.91%	0.21%	-1.60%	0.04%	0.85%	-0.49%	5.00%	6.42%	1.85%	20.57%
2015	7.29%	-0.68%	-3.79%	3.61%	-0.70%	1.18%	-0.72%	2.06%	0.35%	-2.08%	-4.21%	2.88%	5.21%
2014	-1.09%	2.12%	-0.58%	0.03%	1.42%	-1.10%	2.81%	2.19%	6.03%	1.97%	3.83%	2.56%	20.19%
2013	3.15%	5.38%	1.66%	0.25%	1.65%	0.46%	1.83%	0.32%	2.85%	0.26%	-1.31%	0.52%	17.03%
2012	-0.75%	-4.43%	-0.54%	2.07%	6.02%	-3.33%	3.18%	-1.73%	-2.87%	1.04%	1.31%	3.28%	3.26%
2011								-0.97%	5.46%	-3.68%	3.45%	3.43%	7.70%

*FX BIAS model go live as UBS AMC on December 12, 2020. Please see on the back of fact sheet for specific AMC net performance figures. Performance track record provided here based on 150% allocation of FX BIAS base portfolio (leverage 1.5). Performance statistics are based on the arithmetic aggregation of daily gross returns, without carry and fees. EUR/USD/CHF currency pairs live since 2017.

Weighting Currency Pairs*



Correlation S&P 500 Index



QCAM FX BIAS - UBS AMC

Key Facts

Investment Vehicle	AMC (Actively Managed Certificate)
Investment Manager	UBS AG
Investment Advisor	QCAM Currency Asset Management
Issuer	UBS AG
Currency	USD, EUR, CHF
Minimum Investment	200'000
NAV / Liquidity	daily

Administration Fee (UBS)	0.30%
Advisory Fee (QCAM)	1%
Performance Fee	15% high watermark
Subscription Fee	0.10% of NAV
Redemption Fee	0.10% of NAV
Portfolio Exposure	up to 150% of base portfolio

Manager Comment

The FX BIAS certificate started December short EUR, GBP, CAD, and CHF and long JPY, AUD and SEK with a net long USD position of around 37%. There have been no major changes during the month except for the CHF position which switched temporarily to neutral and then back to short.

The USD depreciated about 0.35% versus the basket of all other currencies during December. Overall, the FX BIAS USD certificate lost 1.27% in December. The main losses were incurred by the long JPY and the short GBP positions followed by the short CAD and the short EUR positions. The main winner was the long AUD position, followed by the long SEK position.

There have been several signal changes at the start of January. The GBP has shifted from short to long and CAD and CHF have moved from short to neutral. The addition of more business surveys has also reduced the EUR position from fully short to half short and the SEK position from fully long to a quarter long. Only the long JPY and long AUD positions remain unchanged. As a result, the net USD position has switched to 26% short.

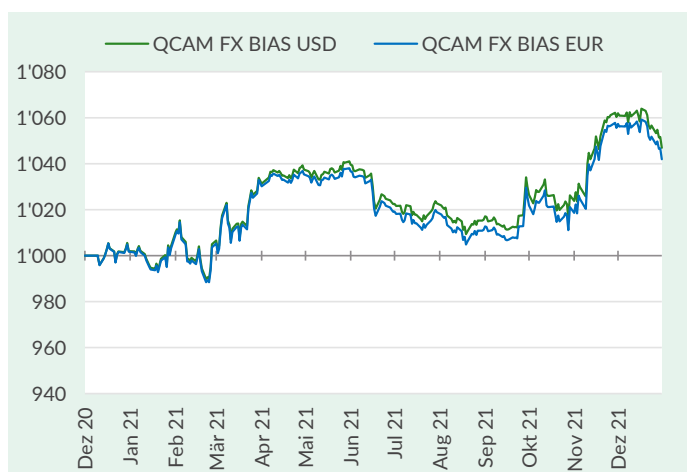
Historical performance (UBS AMC USD)

Year	Jan	Feb	Mar	Apr	May	Jun	Jul	Aug	Sep	Oct	Nov	Dec	Year
2021	0.22%	0.07%	2.77%	0.45%	0.35%	-1.79%	0.04%	-0.71%	1.42%	-0.37%	3.32%	-1.27%	4.51%
2020												0.20%	0.20%

Performance of FX BIAS with UBS AMC, net of all fees.

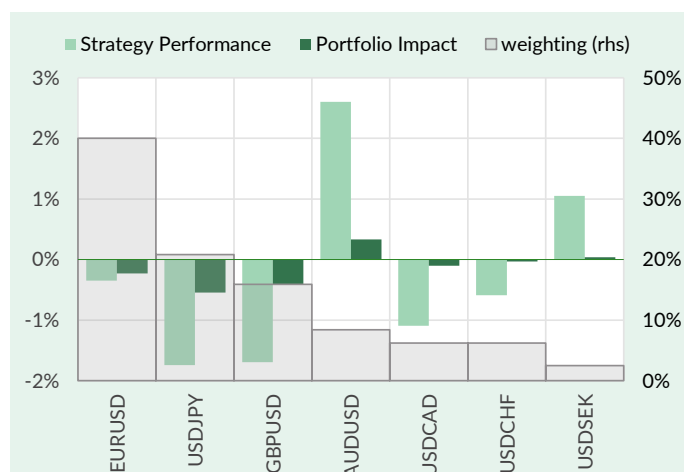
AMC Performance

since inception



Performance Distribution

December



Vehicle	Launch Date	Launch price	31.12.2021	ISIN	Valor	Bloomberg
UBS AMC USD	10.12.2020	1000.00	1046.86	CH0584496688	58449668	BN093900@UBSF Corp
UBS AMC EUR	10.12.2020	1000.00	1041.91	CH0584496670	58449667	BN093863@UBSF Corp
UBS AMC CHF	upon request	1000.00		tbd	tbd	tbd

Important disclosure and information about the investment program:

This information does not constitute an offer to sell or the solicitation of an offer to invest in the investment program. Depending on the product by which the investment Program is made available for investments the legally binding offering documents are the only binding documents for any investment in the investment Program. In the case of a certificate issue e.g. by UBS AG, the legally binding documents for any investment are to be requested either from the Company or are made available by the issuer of the certificate. Past performance should not be construed as an indicator of future performance. While the information contained in this document has been obtained from sources deemed reliable, no representation is made as to its accuracy or completeness and it should not be relied upon as such.